

# A simple way of distinguishing *Crangonyx*, *Gammarus* and *Niphargus*

The content of this key has been adapted with permission from Freshwater Biological Association publication 52 "British Freshwater Crustacea Malacostraca: A key with Ecological notes, by T. Gledhill, D. W. Sutcliffe & W. D. Williams.

For species determination please refer to the FBA key.

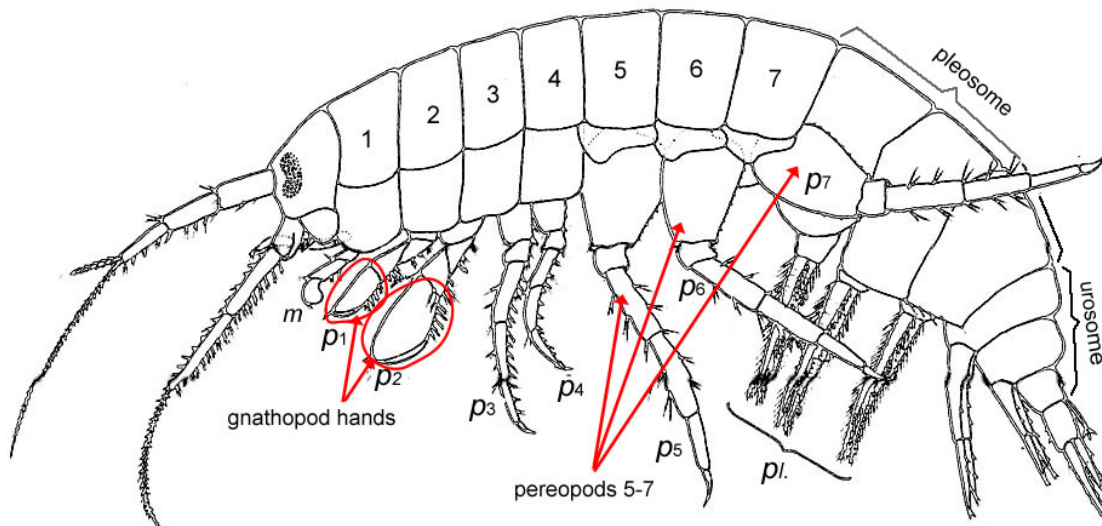


Fig. 1. *m*, maxilliped; *p*<sub>1</sub>- *p*<sub>7</sub>, pereopods (*p*<sub>1</sub> is gnathopod 1 and *p*<sub>2</sub> is gnathopod 2); *pl.*, pleopods.

- 1 Eyes absent 2
- Eyes present 3

2 Gnathopod hands longer than broad (figs. 1 & 2A,B)

***Crangonyx subterraneus***

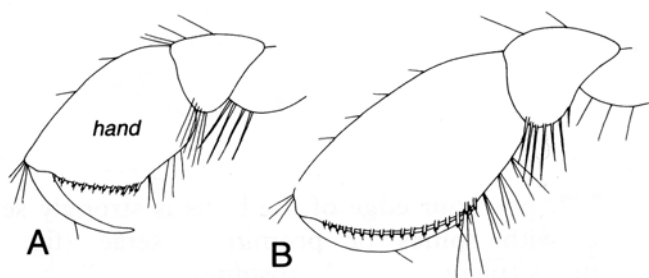


Fig. 2. *Crangonyx subterraneus*: A, male gnathopod 1; B, male gnathopod 2;

- Gnathopod hands about as broad as long (figs. 1 & 3C,D)

genus **NIPHARGUS**

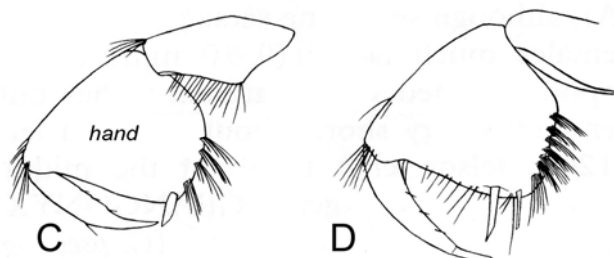


Fig. 3. *Niphargus aquilex*: C, gnathopod 1; D, gnathopod 2

- 3 On pereopods 5-7, back edge of the basis is strongly serrated (figs. 1 & 4A) (need low power microscope). Abdominal segments (pleosome and urosome) generally smooth in appearance, although short fine setae may be seen under the microscope.

***Crangonyx pseudogracilis***

- On pereopods 5-7, back edge of basis is relatively smooth or slightly notched with setae inserted, not strongly serrated (figs. 1 & 4B). Abdominal segments with dorsal setae or spines, especially on urosome.

genus **GAMMARUS**




Fig. 4. Pereopod 7 (part) of males of: A *Crangonyx pseudogracilis* (▼ serrated margin of basis) B, *Gammarus pulex*.

NOTE: Living *Crangonyx pseudogracilis* is bluish-white in colour, whereas *Gammarus* spp. are yellowish. Also, the former walks upright, whereas the latter is always on its side.